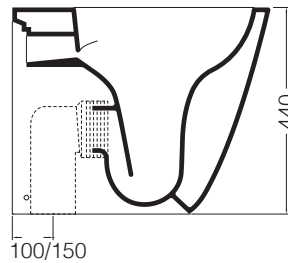
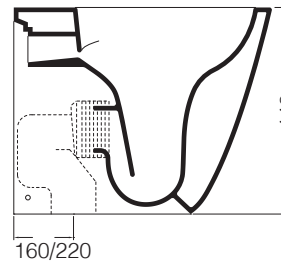


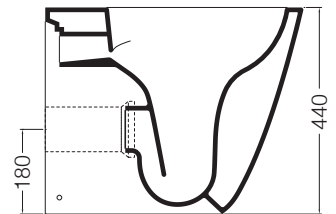
160 mm
con curva tecnica Art. AF0002



max 150 mm
min. 100 mm
con curva tecnica Art. AF0004



max 220 mm
min. 160 mm
con curva tecnica Art. AF0003



Raccordo a parete
Art. AF0011